


Financial Announcement

FY2021 Ended December31, 2021

February 14, 2022

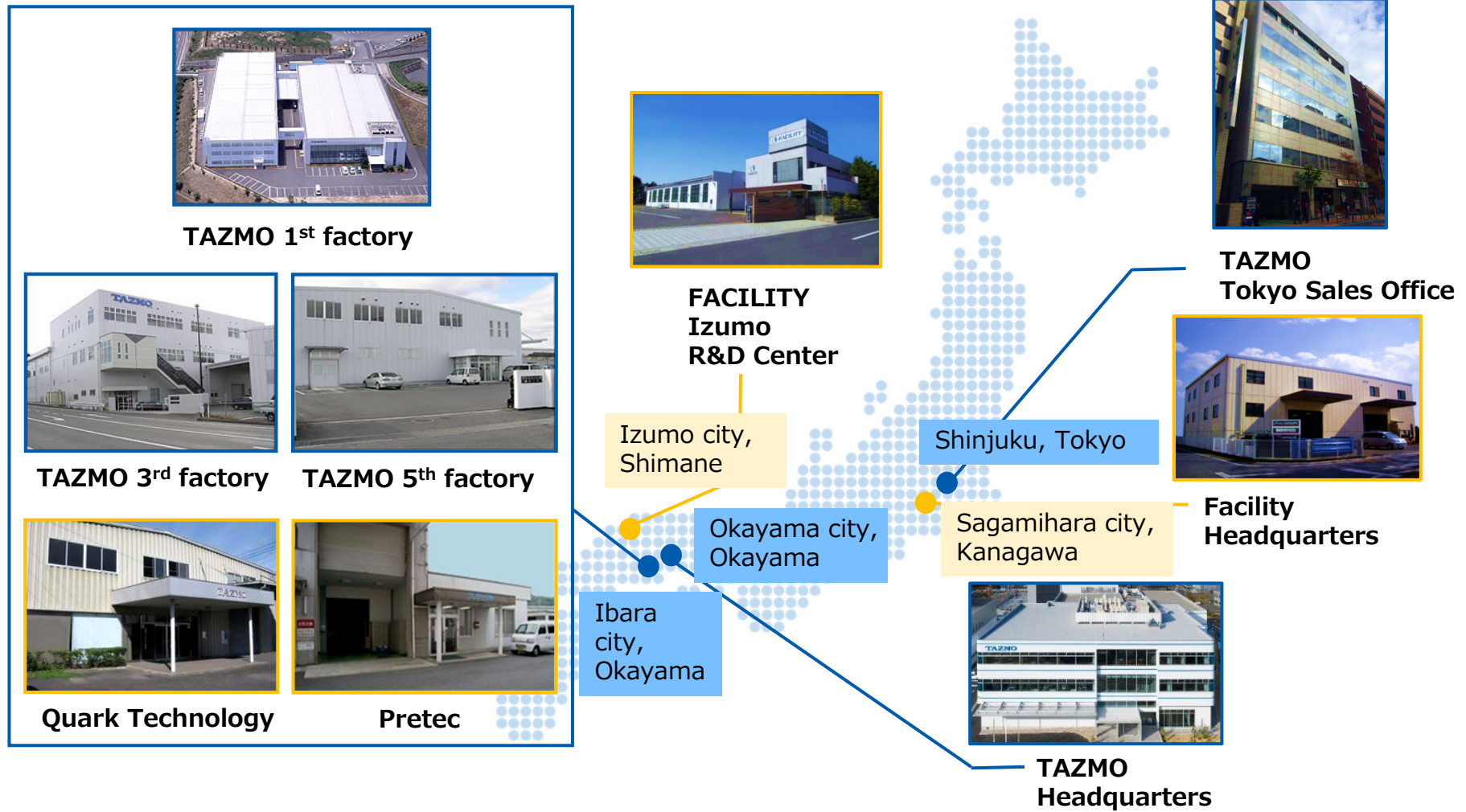
TAZMO Co., Ltd.

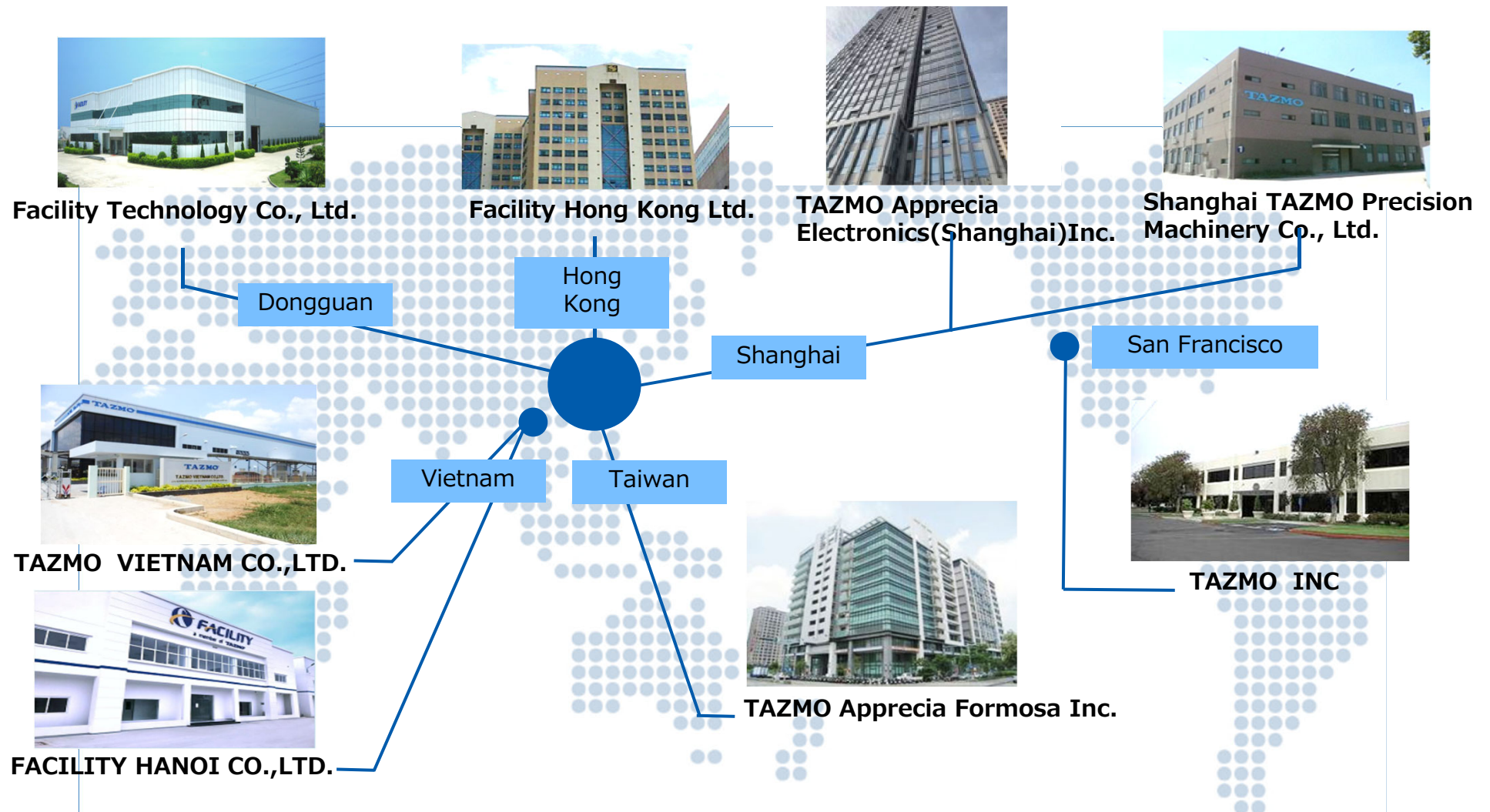


Company name	TAZMO Co., Ltd.
Established	February 26, 1972
Head office	5311, Haga, Kita-ku, Okayama-shi, Okayama 701-1221, Japan
Capital	¥2,724 Billion
Employees	Non-consolidated : 354 Consolidated : 1,099 (as of December 31, 2021)



Business Content	Development, Manufacturing and Sales of Semiconductor Manufacturing Equipment, Clean Transfer System, LCD Manufacturing Equipment, UV Laser Equipment, Plating Equipment, Mold • Resin Molding, Plating/Circuit formation Equipment for PCB
------------------	---





1972	TAZMO Co., Ltd. is incorporated to manufacture and produce electronic components and repair industrial equipment.
1980	Began production of molding dies, including injection molding dies.
	Completed development of Fully-automated Photo Resist Coater; production and sales started.
1989	Developed TFT Full-color filter manufacturing system; production and sales started.
1990	Constructed new head office/plant at 6186 Kinoko-Cho, Ibara, Okayama
	Developed and produced Ultra Compact Transfer System for Super Clean Room.
1994	Began production and sales of Emboss Carrier Tape.
1995	Began production of injection Molding Products.
2001	Developed "CS13" series Photo Resist Coater specialized for a thicker film application; production and sales started.
2004	Listed on the JASDAQ market.
2008	Established TAZMO VIETNAM CO., LTD. a consolidated subsidiary, in Ho Chi Minh City, Vietnam.

2009	Developed 10 th generation compatible full-color filter manufacturing system; production and sales started.
	Concluded a license agreement with 3M(USA) for semiconductor manufacturing equipment.
2013	Apprecia Technology Inc. became our wholly owned subsidiary company.
	VIETNAM CO., LTD. Constructed new factory at Long Hau Industrial Park in Long An Province, Vietnam.
2015	Capital increased to 1,616,830,000 yen through third-party allocation of shares.
2017	Facility Co., Ltd. and Quark Technology Co., Ltd. became our wholly owned subsidiary company.
2018	【March】 Listed on the Second Section of the Tokyo Stock Exchange
	【September】 Listed on the First Section of the Tokyo Stock Exchange
2019	Constructed a new head office at 5311 Haga Kita-ku, Okayama-shi, Okayama
2020	Merged with Apprecia Technology Inc.

Semiconductor Manufacturing Equipment Business Unit

Development, Manufacturing and Sales of chemical Coating • Develop equipment and Temporary Bonding • De-bonding equipment for Silicon Thinning used for Semiconductor Manufacturing



Transfer Business Unit

Development, Manufacturing and Sales of silicon wafer Transfer robot, Pre-aligner and customized unit of these components used for Semiconductor Manufacturing Equipment.




Cleaner Business Unit

Development, Manufacturing and Sales of Silicon Wafer Cleaner, Slurry Distribution system and Phosphoric Acid Reclaim System used for Semiconductor Manufacturing.




Coater Business Unit

Development, Manufacturing and Sales of chemical coating system for glass substrate like Liquid Crystal Display(LCD)




Precision molding dies and moldings business

Manufacture and sale of injection molds for electronic equipment parts, resin molded products such as connectors using the injection molds, and embossed carrier tapes



Surface treatment equipment business

Development, Manufacturing and Sales of Plating/Circuit formation Equipment for Printed Circuit Board.



Financial Summary

TAZMO

Million Yen

	FY2020	FY2021	Sales ratio (%)	Estimates	Achievement ratio (%)
Net sales	19,516	22,001	—	21,376	102.9
Gross profit	5,300	5,933	27.0	—	—
SG&A expenses	3,413	3,841	17.5	—	—
Operating income	1,886	2,092	9.5	1,767	118.3
Ordinary income	1,849	2,218	10.1	1,724	128.6
Net income	1,693	1,749	8.1	1,220	143.3

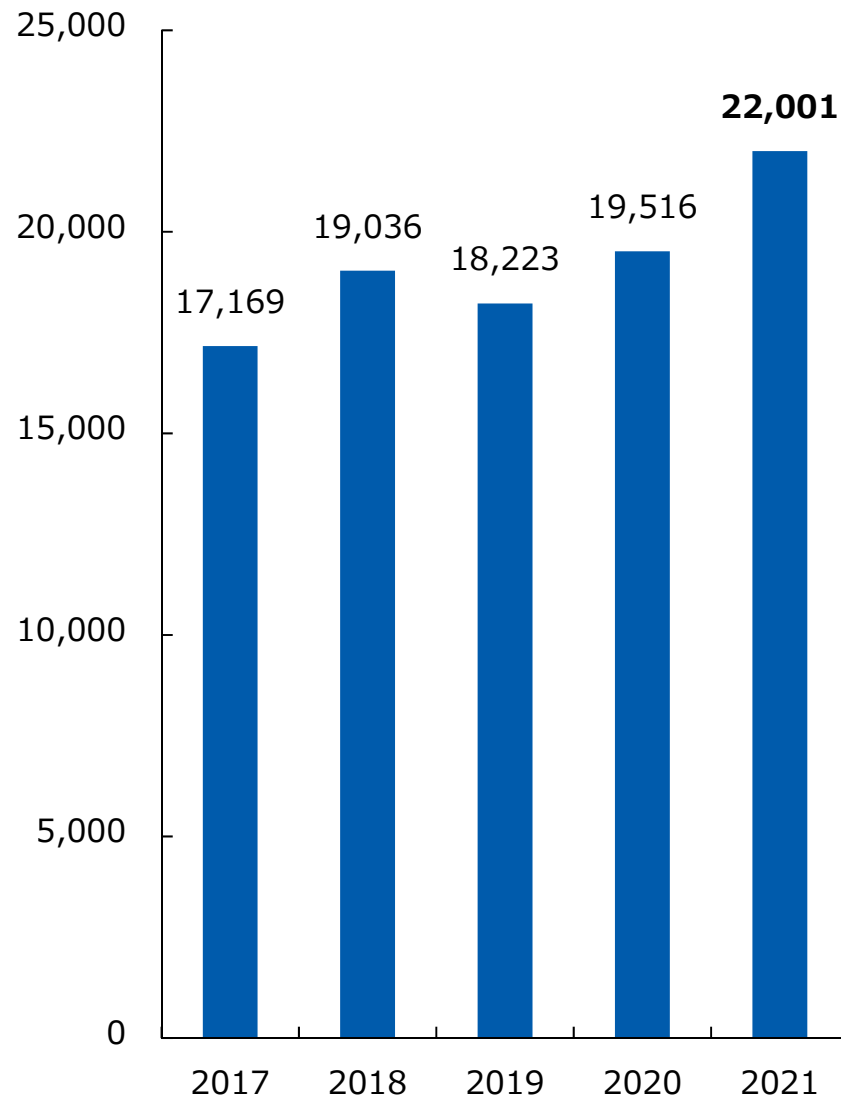
※Net Income : Net income attributable to owners of parent

Net sales and Ordinary income performance

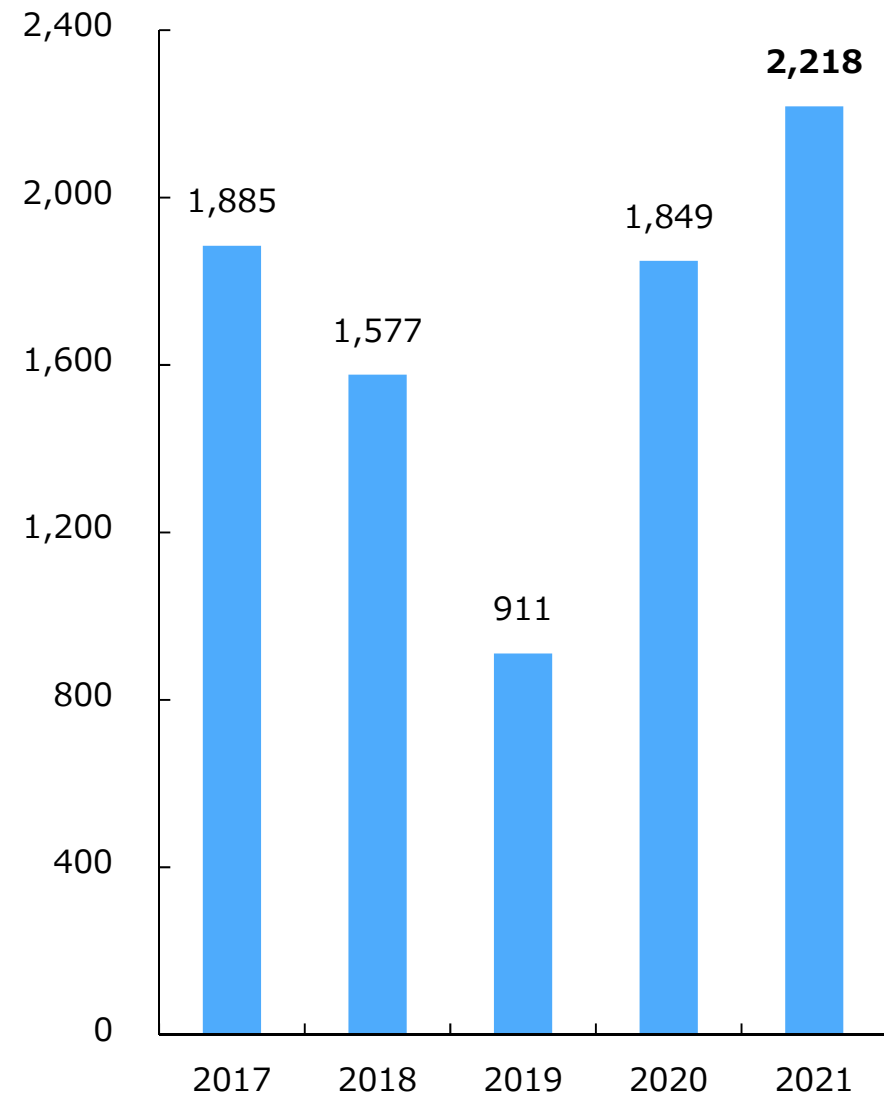
TAZMO

Million Yen

Net sales



Ordinary income

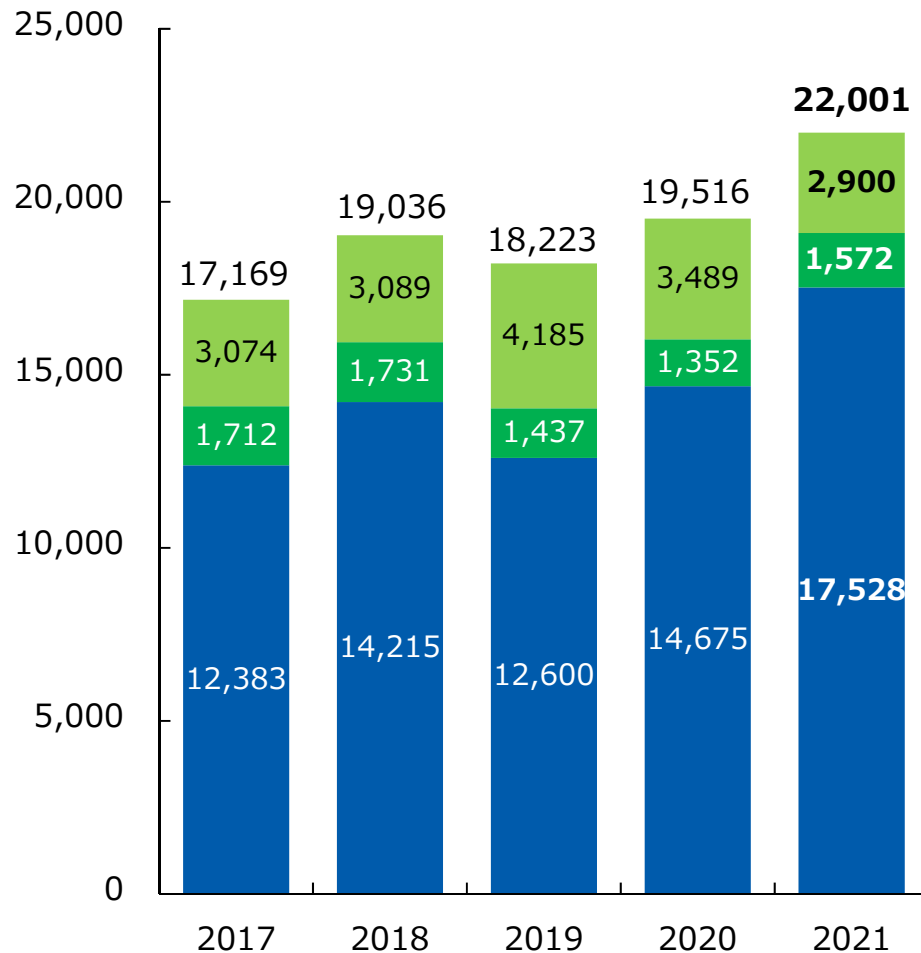


Net sales and Operating income

TAZMO

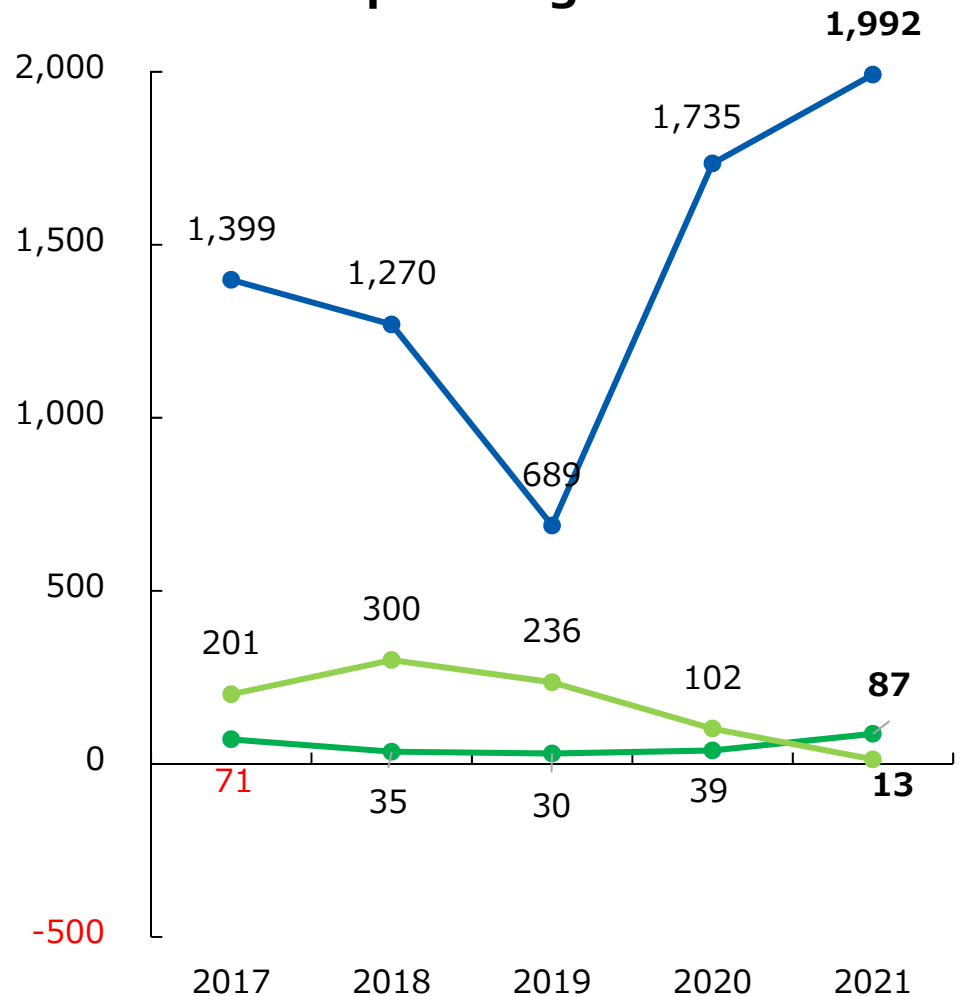
Million Yen

Net sales



- Surface treatment equipment business
- Precision molding dies and plastic moldings business
- Process equipment business

Operating income

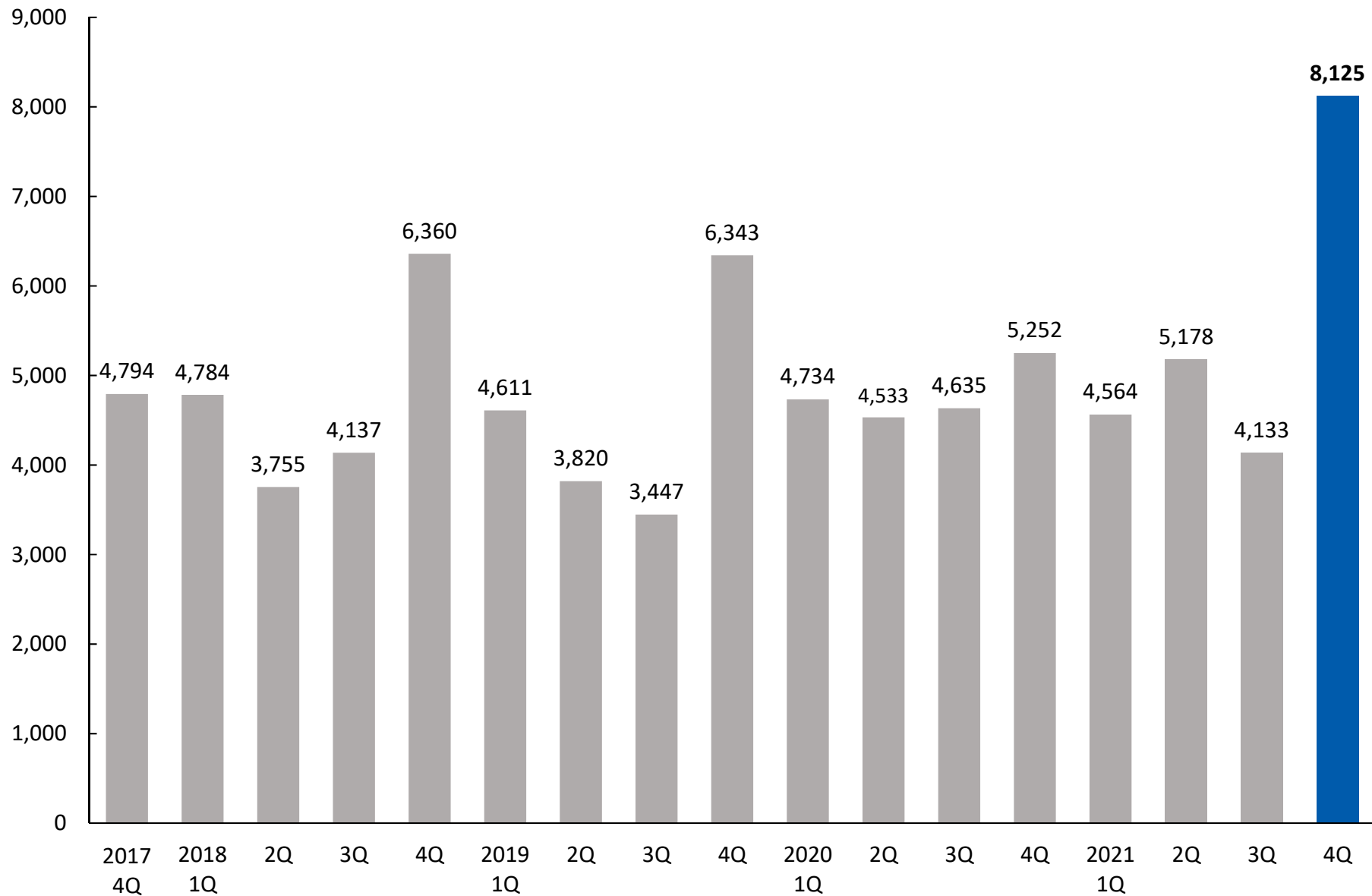


- Process equipment business
- Precision molding dies and plastic moldings business
- Surface treatment equipment business

History of Net sales

TAZMO

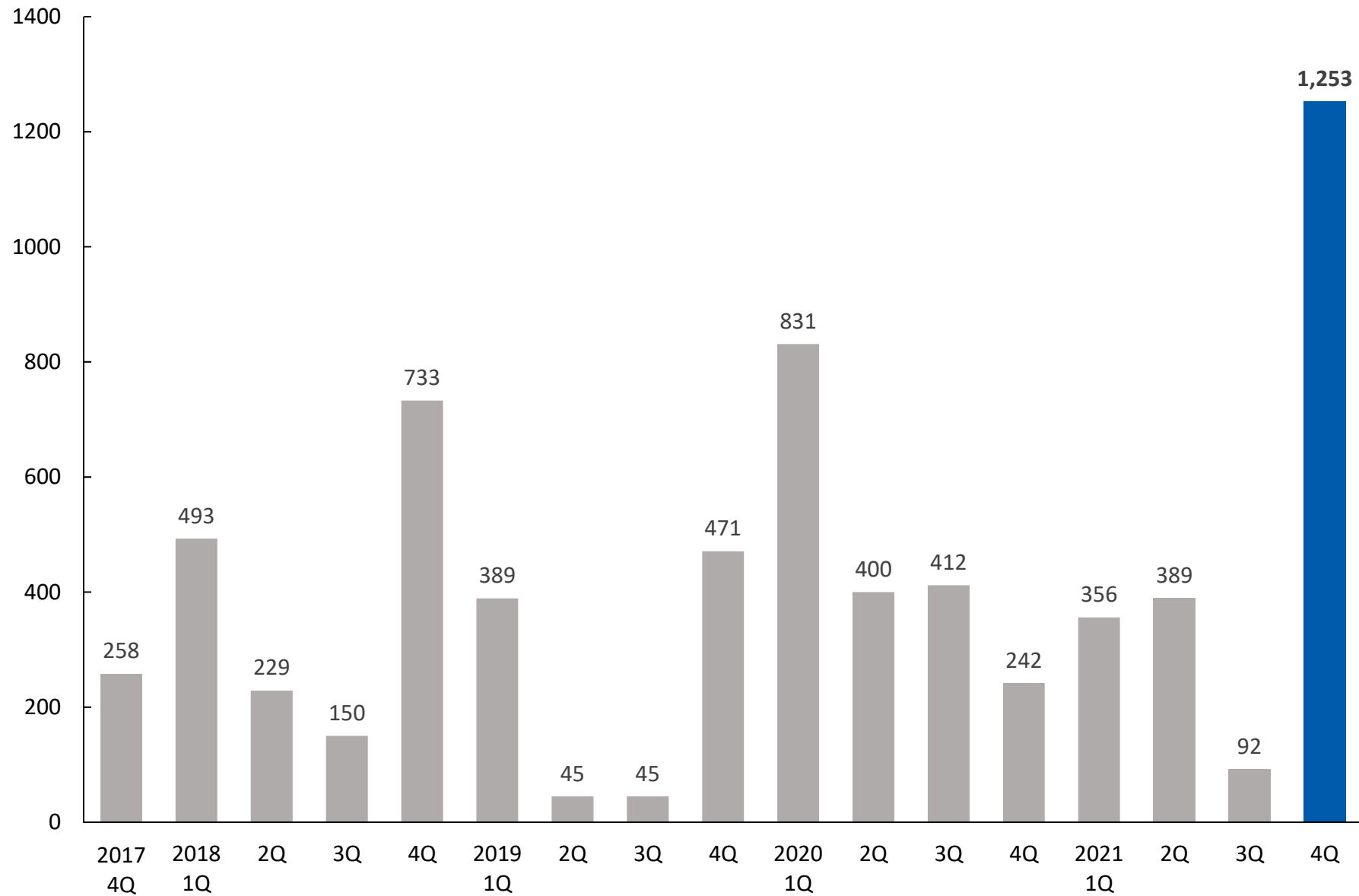
Million Yen



History of Operating income

TAZMO

Million Yen



Consolidated B/S

TAZMO

Million Yen

	FY2020	FY2021	Changes
Current assets	19,650	22,075	2,424
Property, plant and equipment	5,788	5,870	82
Intangible assets	171	147	△24
Investments and other assets	1,160	1,295	135
Total assets	26,771	29,390	2,618
Current liabilities			
Noncurrent liabilities	12,154	13,457	1,303
Net assets	3,042	2,357	△684
Equity ratio	11,574	13,574	2,000
Current assets	42.6%	45.5%	2.9P

Consolidated B/S Major changes

TAZMO

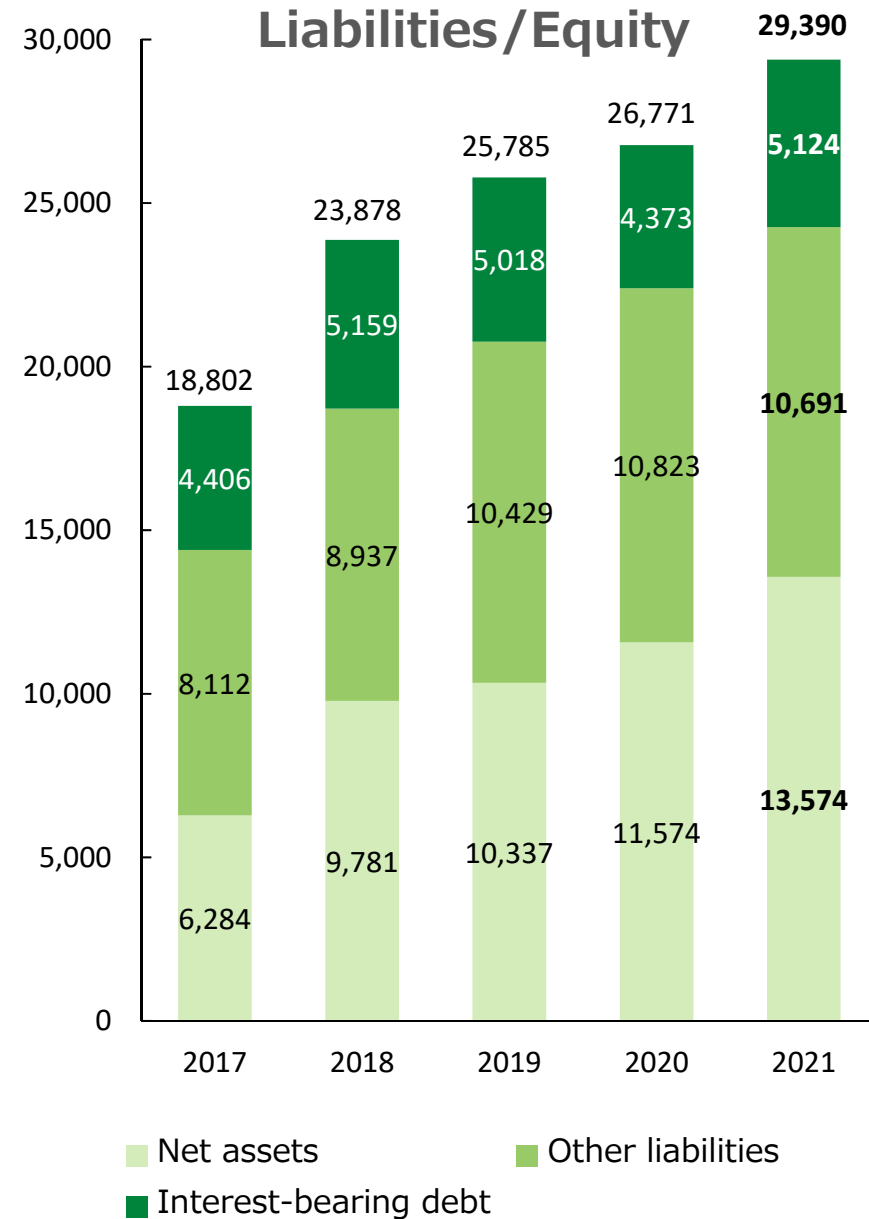
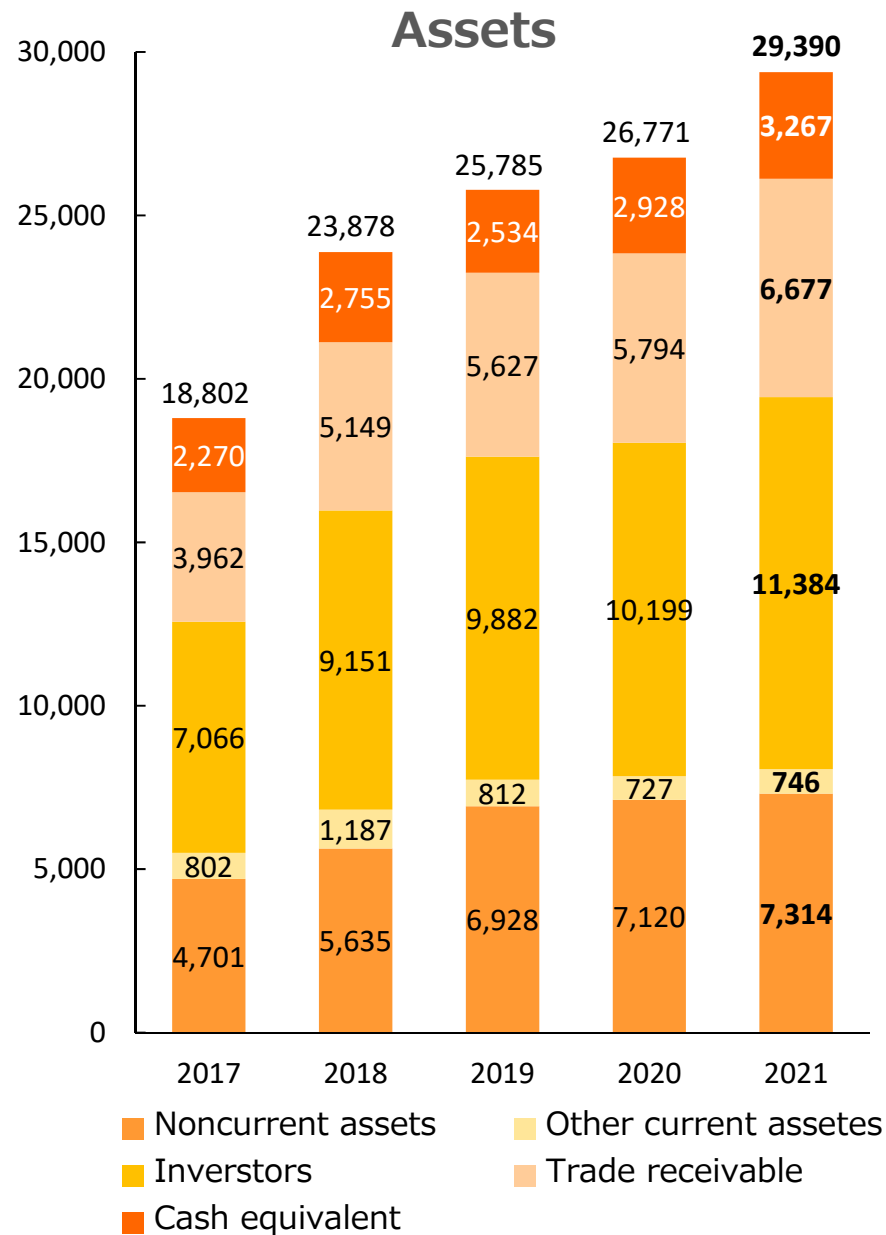
Million Yen

Major changes		
Assets		
	FY2021	vs. FY2020
Cash and deposits	3,267	338
Notes receivable trade/Accounts receivable trade	5,475	2,061
Electronically recorded monetary claims-operating	1,201	△1,178
Raw materials	2,050	1,111
Liabilities		
	FY2021	vs. FY2020
Notes payable-trade/Accounts payable-trade	1,837	418
Electronically recorded obligations-operating	2,488	409
Short-term loans payable	3,171	1,123
Advances received	3,371	△1,338
Long-term loans payable	1,652	△372

Assets / Liabilities, Equity

TAZMO

Million Yen



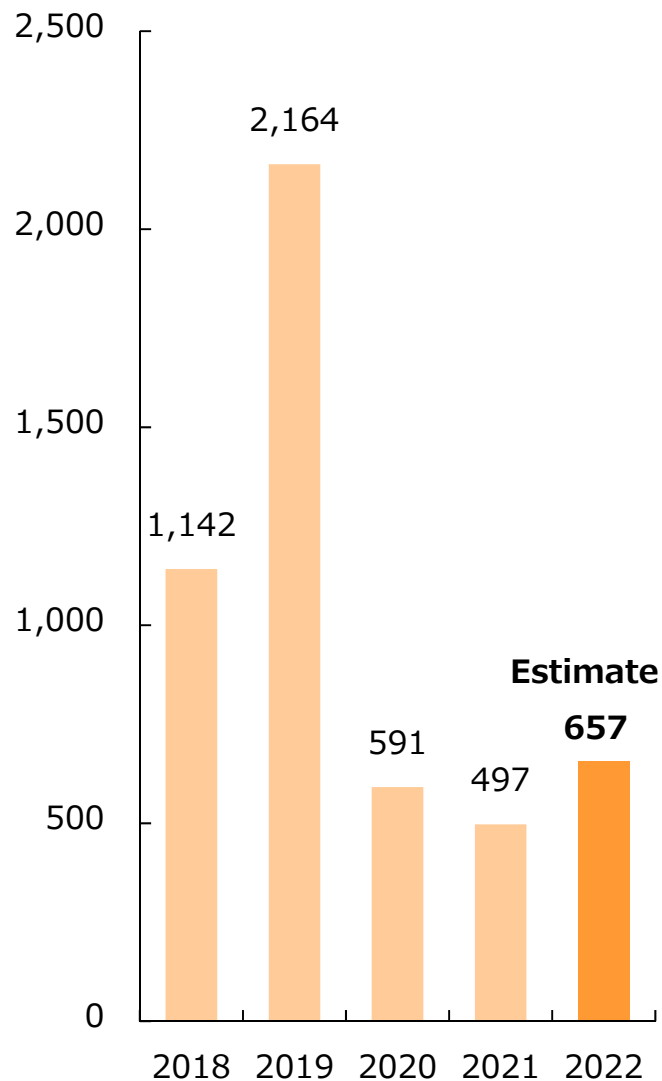
	FY2020	FY2021
Net cash provided by operating activities	2,178	336
Income before income taxes	1,768	2,218
Depreciation and amortization	577	589
Decrease in notes and accounts receivable-trade (△ : increase)	△234	△652
Decrease in inventories (△increase)	△349	△996
Increase in notes and accounts payable-trade (△ : decrease)	805	646
Increase in advances received (△ : decrease)	△266	△1,443

	FY2020	FY2021
Net cash provided by investment activities	△877	△795
Purchases of investment securities	△200	△200
Purchases of property, plant and equipment	△543	△470
Net cash provided by financing activities	△1,059	523
Proceeds from long-term loans payable/Net increase in short-term loans payable	514	1,980
Repayment of long-term loans payable	△1,159	△1,229
Effect of exchange rate change on cash and cash equivalents	△26	167
Net increase in cash and cash equivalents	214	231
Cash and cash equivalents	2,734	2,981

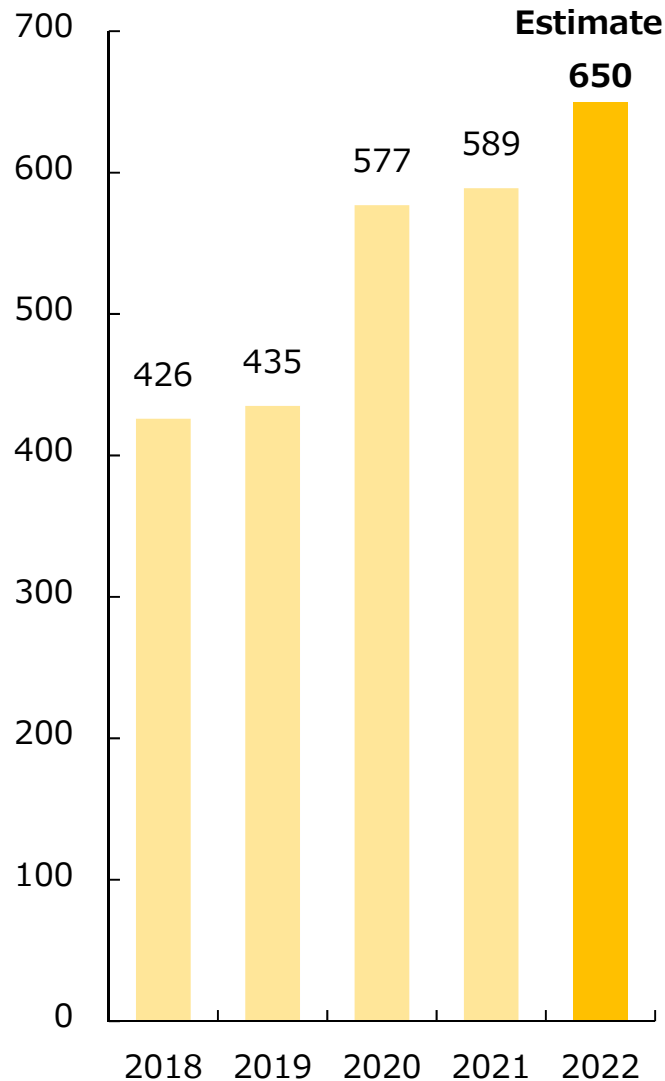
Capital Investment/Depreciation/R&D Expenses **TAZMO**

Million Yen

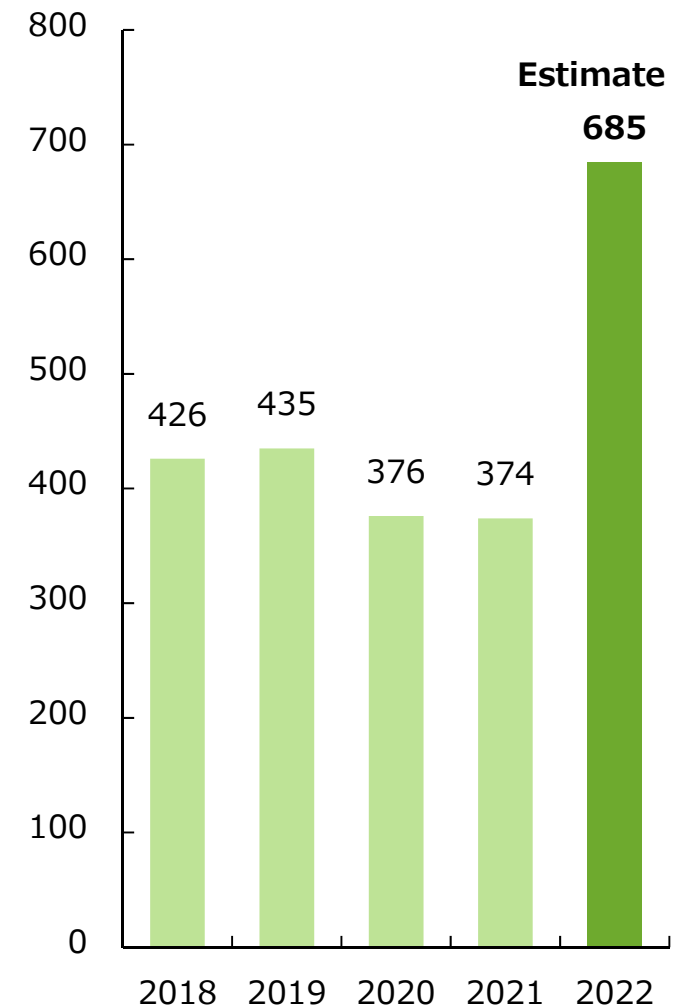
Capital investment



Depreciation



Research and development expenses



Segment information

TAZMO

Million Yen

	FY2020	Sales ratio (%)	FY2021	Sales ratio (%)	Estimates	Achievement ratio (%)
Net sales	19,516	—	22,001	—	21,376	102.9
Process equipment business	14,675	75.2	17,528	79.7	16,346	107.2
Semiconductor equipment	4,046	20.7	4,603	20.9	4,148	110.9
Transfer equipment	5,320	27.3	5,526	25.1	4,296	128.6
Cleaning equipment	2,760	14.1	3,730	17.0	4,129	90.3
Coater	2,547	13.1	3,666	16.7	3,772	97.1
Precision molding dies and plastic moldings business	1,352	6.9	1,572	7.1	1,474	106.6
Surface treatment equipment business	3,489	17.9	2,900	13.2	3,555	81.5

Segment information

TAZMO

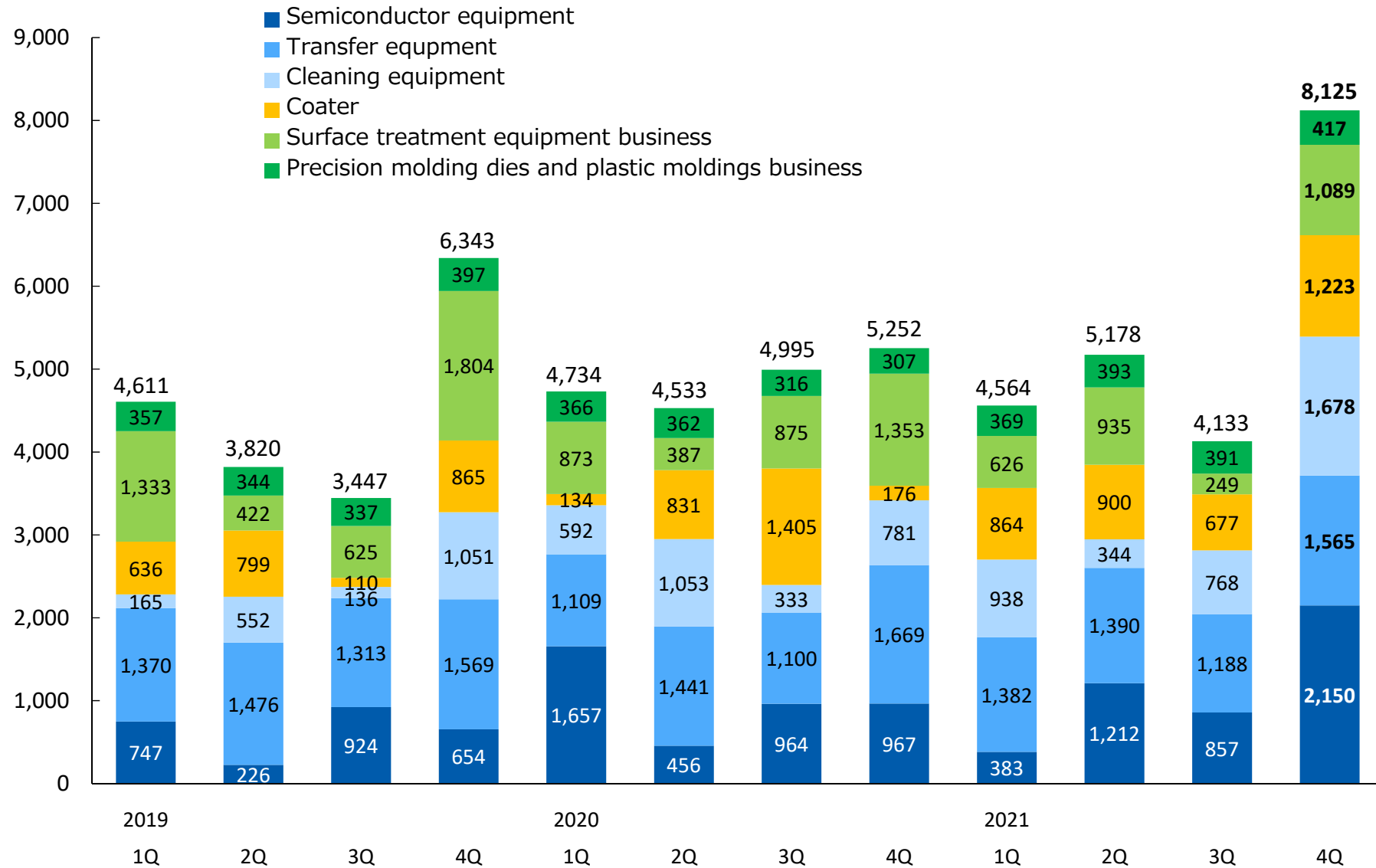
Million Yen

	FY2020	Sales ratio (%)	FY2021	Sales ratio (%)	Estimates	Achievement ratio (%)
Operating income	1,886	9.7	2,092	9.5	1,767	118.3
Process equipment business	1,735	8.9	1,992	9.1	1,575	126.4
Precision molding dies and plastic moldings business	39	0.2	87	0.4	31	280.6
Surface treatment equipment business	102	0.5	13	0.1	161	8.1
Elimination of inter-segment transactions	8	—	△1	—	—	—

History of Net Sales

TAZMO

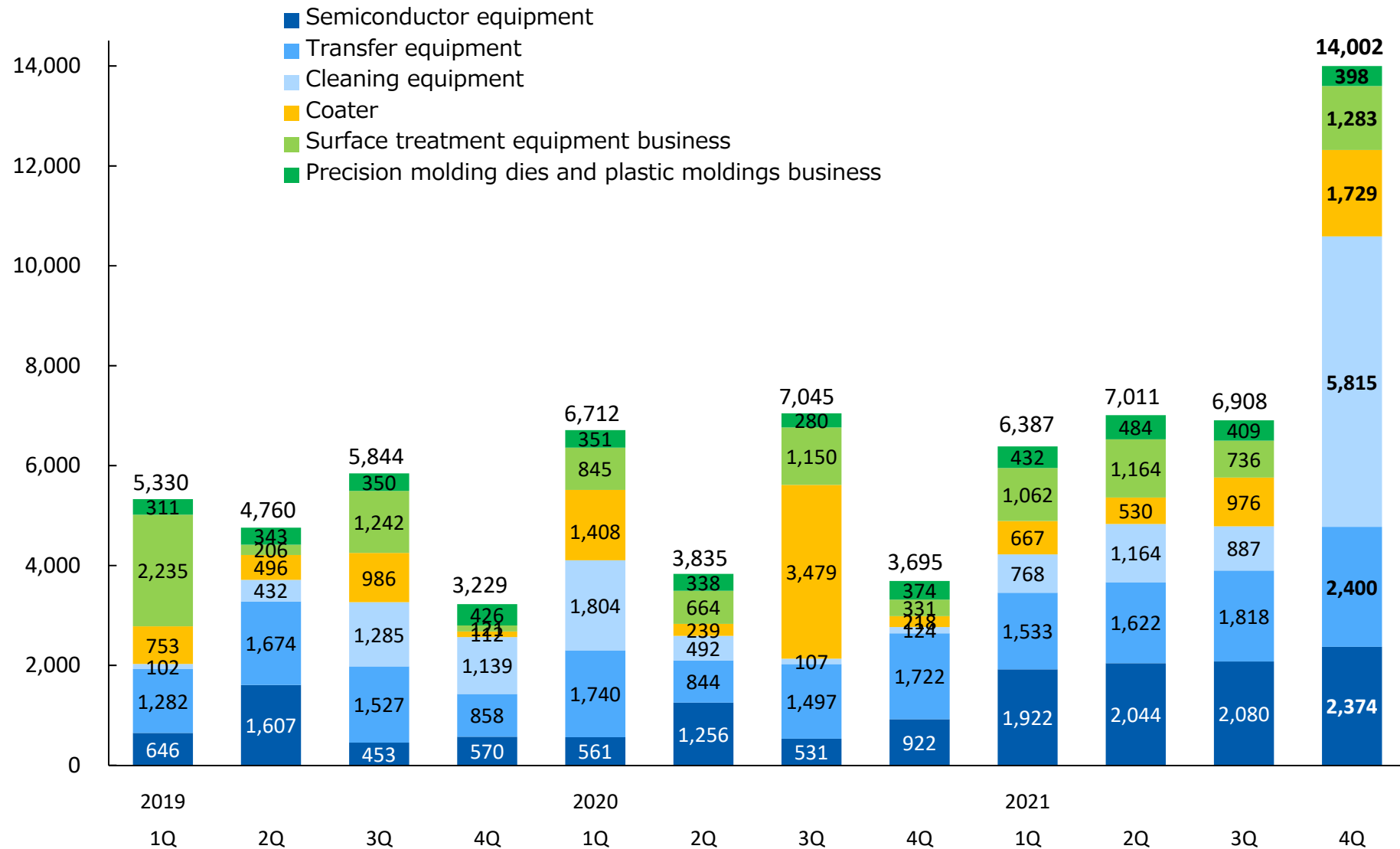
Million Yen



History of Sales Orders

TAZMO

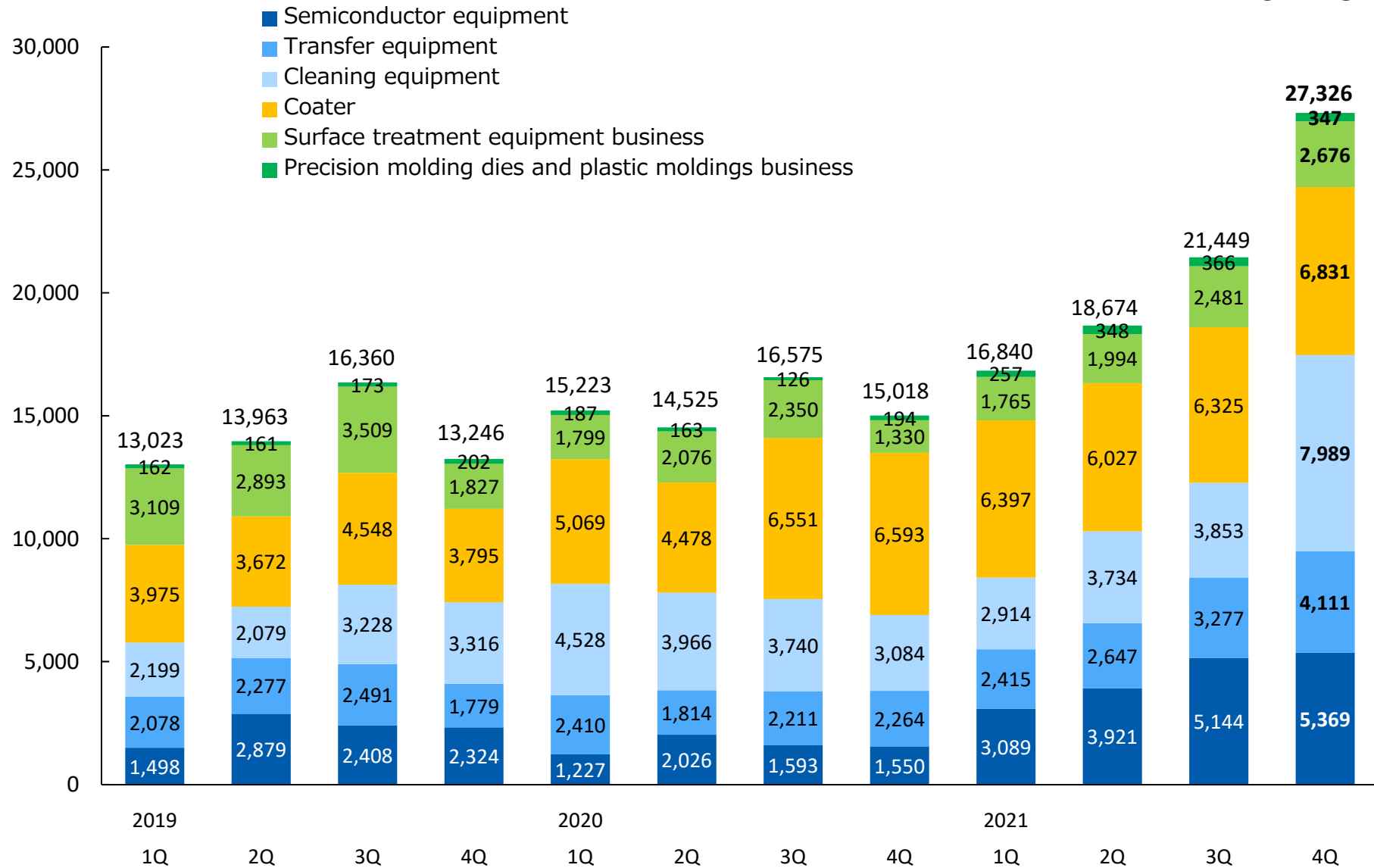
Million Yen



History of Order Backlog

TAZMO

Million Yen



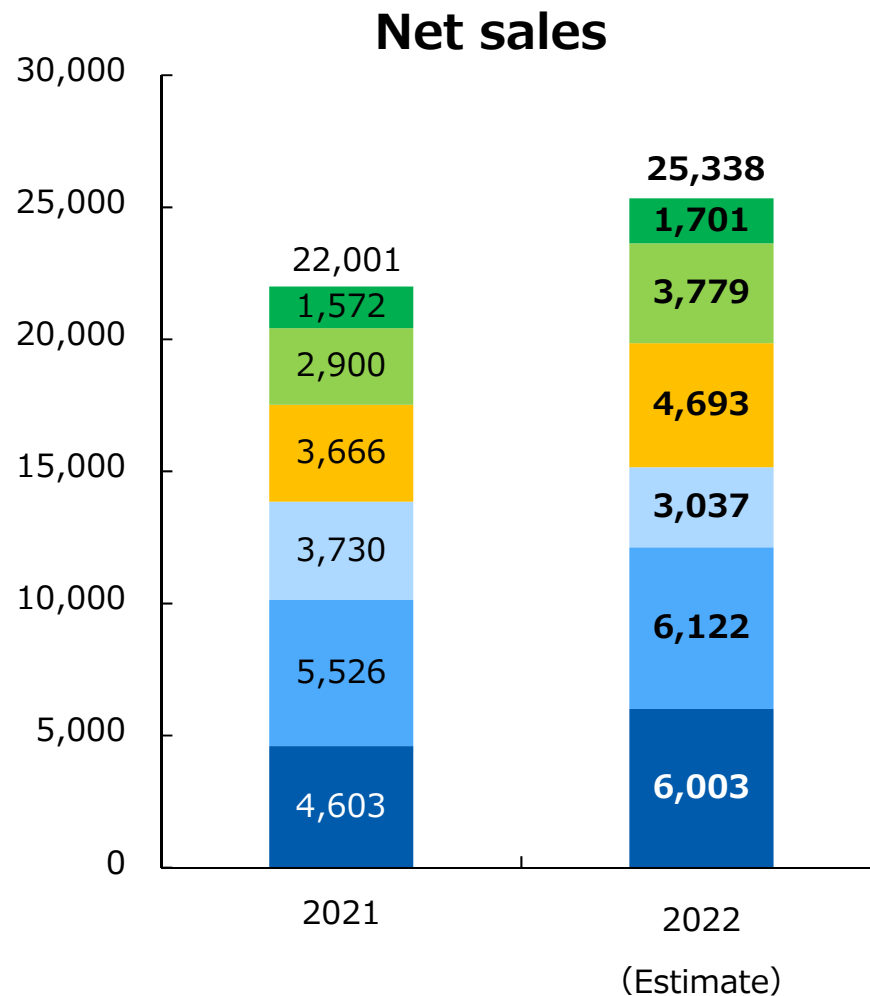
Financial Estimates

TAZMO

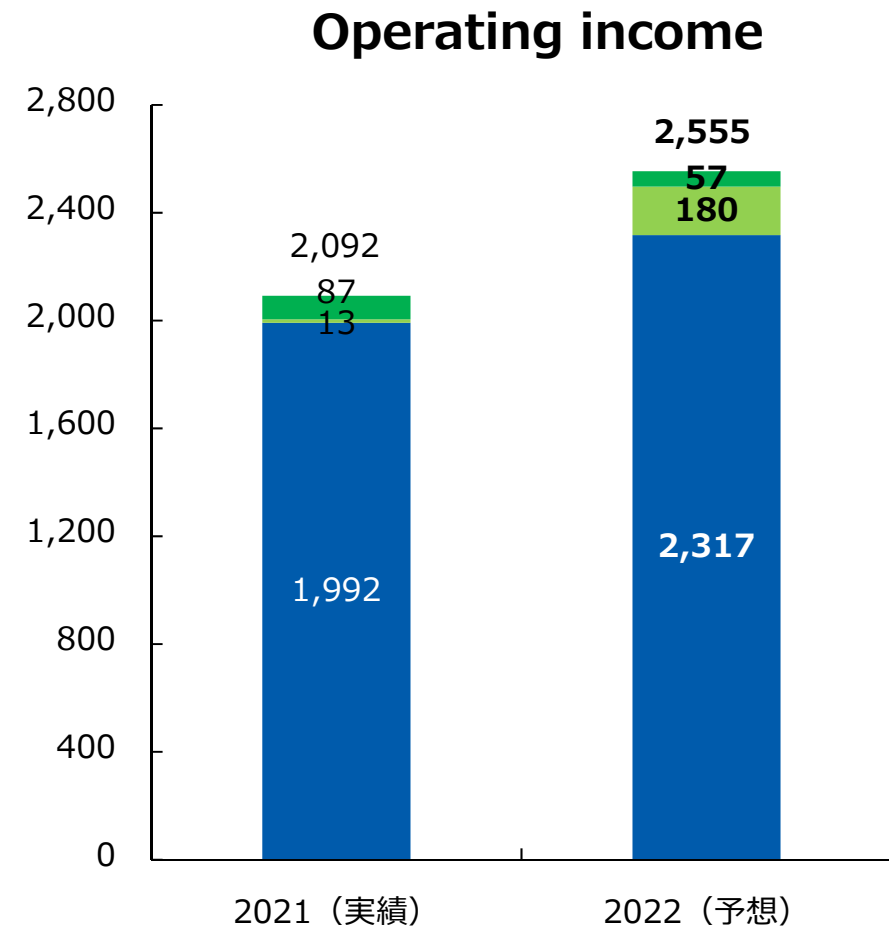
Million Yen

	The first half	Full year	vs. FY2021
Net sales	12,090	25,338	3,336
Process equipment	8,443	19,857	2,329
Precision molding dies and plastic moldings business	834	1,701	129
Surface treatment equipment	2,812	3,779	878
Operating income	856	2,555	463
Process equipment	536	2,317	324
Precision molding dies and plastic moldings business	23	57	△29
Surface treatment equipment	296	180	166
Ordinary income	832	2,503	285
Net income	565	1,731	△17

Million Yen



- Precision molding dies and plastic moldings business
- Surface treatment equipment business
- Coater
- Cleaning equipment
- Transfer equipment
- Semiconductor equipment



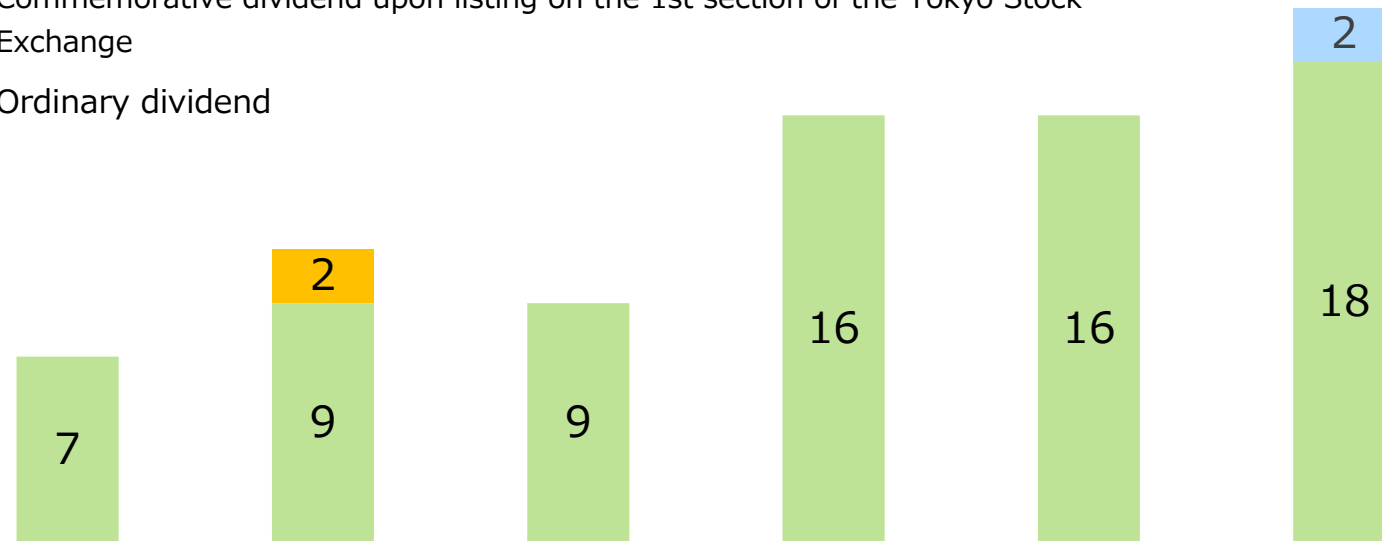
- Precision molding dies and plastic moldings business
- Surface treatment equipment business
- Process equipment business

Dividend Forecast

■ 50th anniversary dividend

■ Commemorative dividend upon listing on the 1st section of the Tokyo Stock Exchange

■ Ordinary dividend



	12/2017	12/2018	12/2019	12/2020	12/2021	12/2022
Net income (Million Yen)	1,577	1,479	726	1,693	1,749	1,731
Dividends per share (yen)	7.0	11.0	9.0	16.0	16.0	20.0
Dividend payout ratio (%)	5.1	8.9	16.6	12.6	12.1	15.3

3year business plan “TAZMO Vision 2024”

TAZMO

Million Yen

	FY2022	FY2023	FY2024
Net sales	25,338	30,019	33,852
Process equipment business	19,857	24,027	27,445
Semiconductor equipment	6,003	7,765	9,935
Transfer equipment	6,122	6,653	7,175
Cleaning equipment	3,037	4,452	4,198
Coater	4,693	5,157	6,137
Precision molding dies and plastic moldings business	1,701	1,991	2,207
Surface treatment equipment business	3,779	4,000	4,200
Ordinary income	2,503	3,847	4,641
Ordinary income rate	9.9%	12.8%	13.7%

Million Yen

	FY2022	FY2023	FY2024
Process equipment			
Coater/Developer	2,495	2,000	2,300
Bonder/Debonder	2,572	4,000	4,900
Cleaning system			
Celaning system	1,491	2,800	2,800
Phosphoric acid reclaim system/ Slurry distribution system	566	1,000	900
Coater			
CF coater	3,180	1,700	2,100
NIL equipment	870	2,100	2,400
PLP equipment	—	560	900

TAZMO